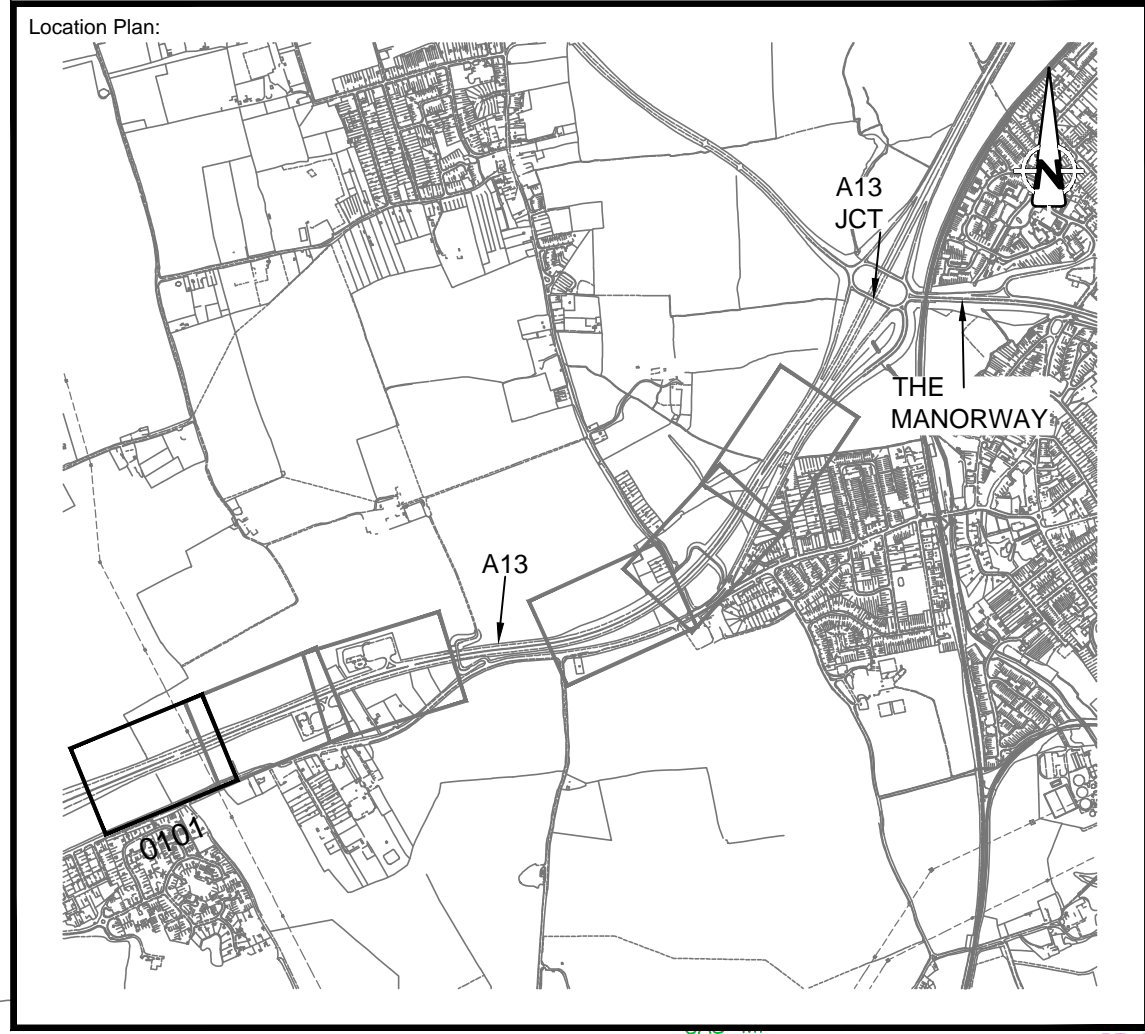
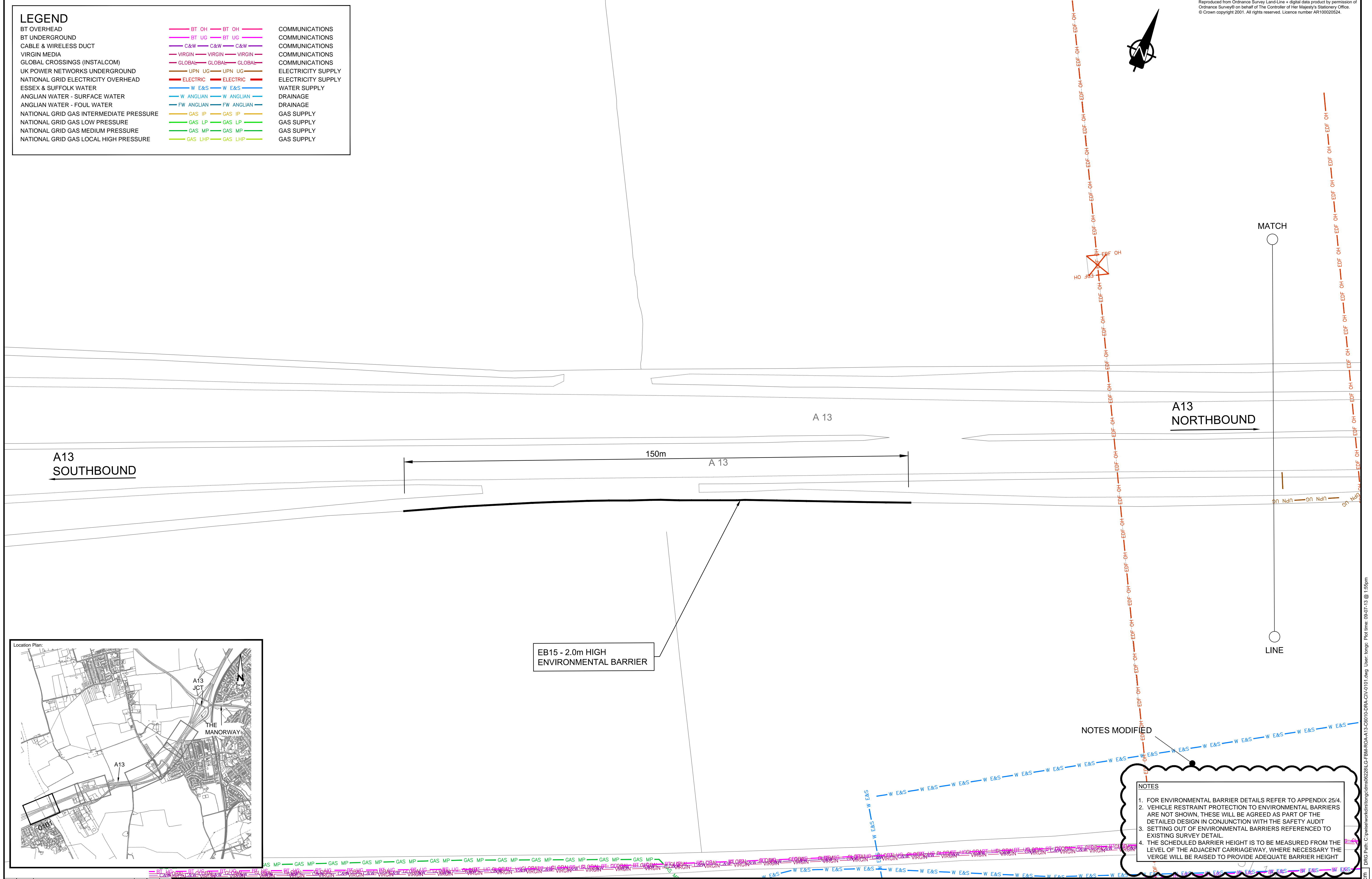


LEGEND		
BT OVERHEAD	BT OH	COMMUNICATIONS
BT UNDERGROUND	BT UG	COMMUNICATIONS
CABLE & WIRELESS DUCT	C&W	COMMUNICATIONS
VIRGIN MEDIA	VIRGIN	COMMUNICATIONS
GLOBAL CROSSINGS (INSTALCOM)	GLOBAL	COMMUNICATIONS
UK POWER NETWORKS UNDERGROUND	UPN UG	ELECTRICITY SUPPLY
NATIONAL GRID ELECTRICITY OVERHEAD	ELECTRIC	ELECTRICITY SUPPLY
ESSEX & SUFFOLK WATER	W E&S	WATER SUPPLY
ANGLIAN WATER - SURFACE WATER	W ANGLIAN	DRAINAGE
ANGLIAN WATER - FOUL WATER	FW ANGLIAN	DRAINAGE
NATIONAL GRID GAS INTERMEDIATE PRESSURE	GAS IP	GAS SUPPLY
NATIONAL GRID GAS LOW PRESSURE	GAS LP	GAS SUPPLY
NATIONAL GRID GAS MEDIUM PRESSURE	GAS MP	GAS SUPPLY
NATIONAL GRID GAS LOCAL HIGH PRESSURE	GAS LHP	GAS SUPPLY



EB15 - 2.0m HIGH ENVIRONMENTAL BARRIER

- NOTES
- FOR ENVIRONMENTAL BARRIER DETAILS REFER TO APPENDIX 25/4.
 - VEHICLE RESTRAINT PROTECTION TO ENVIRONMENTAL BARRIERS ARE NOT SHOWN, THESE WILL BE AGREED AS PART OF THE DETAILED DESIGN IN CONJUNCTION WITH THE SAFETY AUDIT.
 - SETTING OUT OF ENVIRONMENTAL BARRIERS REFERENCED TO EXISTING SURVEY DETAIL.
 - THE SCHEDULED BARRIER HEIGHT IS TO BE MEASURED FROM THE LEVEL OF THE ADJACENT CARRIAGEWAY, WHERE NECESSARY THE VERGE WILL BE RAISED TO PROVIDE ADEQUATE BARRIER HEIGHT.

Rev	Date	Detail	Made	Chkd	Appd
1.0	21-05-13	DESIGN REFINEMENT	JPJB	RWJL	JW
0.2	21-03-12	ISSUED FOR TENDER	JPJB	RWJL	JW
0.1	05-03-12	INITIAL ISSUE	JPJB	RWJL	JW

Client: DP WORLD London Gateway

Project: LONDON GATEWAY CONTRACT 6501 A13/ A1014 JUNCTION

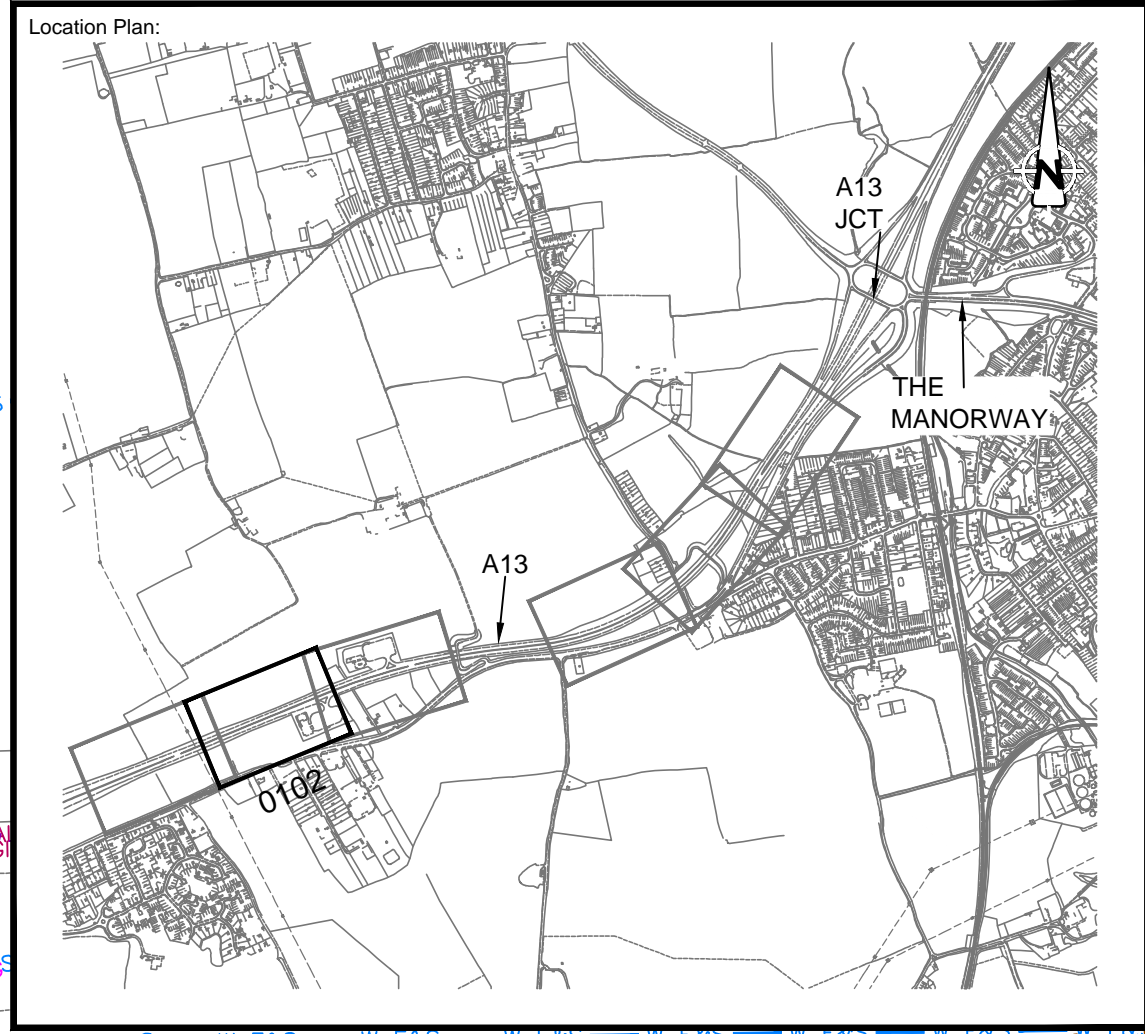
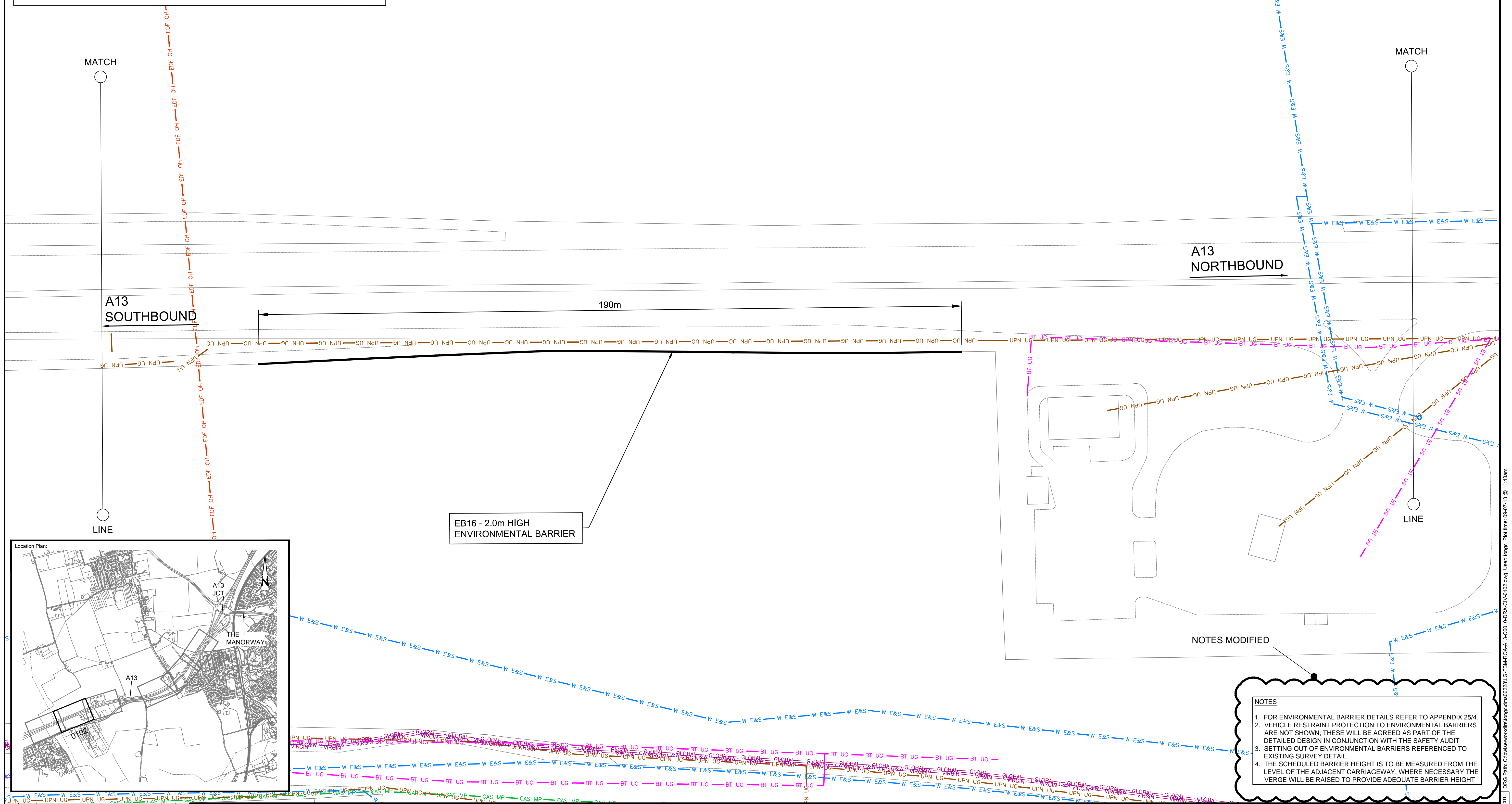
Drawing Title: SECTION 2: ENVIRONMENTAL BARRIERS A13 GENERAL ARRANGEMENT OF ENVIRONMENTAL BARRIERS - SHEET 1 OF 6

Saxon House, Duke Street, Chelmsford, Essex, CM1 1HT
 Tel: +44 (0) 1245 77 1200 Fax: +44 (0) 1245 77 1299 www.aecom.com

Design: -	CAD: JPJB
Chk'd: RIWL	App'd: JW
Date: 2012/02/08	Scale: 1:500 @ A1
No. LG-FBM-ROA-A13-C6010-DRA-CIV-0101	Rev: 1.0

DRG Path: C:\pwise\work\rlong\img\dms06228\LG-FBM-ROA-A13-C6010-DRA-CIV-0101.dwg User: long User: long Date: 09-07-13 @ 1:55pm

LEGEND		
BT OVERHEAD	BT OH	COMMUNICATIONS
BT UNDERGROUND	BT UG	COMMUNICATIONS
CABLE & WIRELESS DUCT	C&W	COMMUNICATIONS
VIRGIN MEDIA	VIRGIN	COMMUNICATIONS
GLOBAL CROSSINGS (INSTALCOM)	GLOBAL	COMMUNICATIONS
UK POWER NETWORKS UNDERGROUND	UPN UG	ELECTRICITY SUPPLY
NATIONAL GRID ELECTRICITY OVERHEAD	ELECTRIC	ELECTRICITY SUPPLY
ESSEX & SUFFOLK WATER	W E&S	WATER SUPPLY
ANGLIAN WATER - SURFACE WATER	W ANGLIAN	DRAINAGE
ANGLIAN WATER - FOUL WATER	FW ANGLIAN	DRAINAGE
NATIONAL GRID GAS INTERMEDIATE PRESSURE	GAS IP	GAS SUPPLY
NATIONAL GRID GAS LOW PRESSURE	GAS LP	GAS SUPPLY
NATIONAL GRID GAS MEDIUM PRESSURE	GAS MP	GAS SUPPLY
NATIONAL GRID GAS LOCAL HIGH PRESSURE	GAS LHP	GAS SUPPLY



- NOTES**
- FOR ENVIRONMENTAL BARRIER DETAILS REFER TO APPENDIX 25/4.
 - VEHICLE RESTRAINT PROTECTION TO ENVIRONMENTAL BARRIERS ARE NOT SHOWN, THESE WILL BE AGREED AS PART OF THE DETAILED DESIGN IN CONJUNCTION WITH THE SAFETY AUDIT EXISTING SURVEY DETAIL.
 - SETTING OUT OF ENVIRONMENTAL BARRIERS REFERENCED TO EXISTING SURVEY DETAIL.
 - THE SCHEDULED BARRIER HEIGHT IS TO BE MEASURED FROM THE LEVEL OF THE ADJACENT CARRIAGEWAY, WHERE NECESSARY THE VERGE WILL BE RAISED TO PROVIDE ADEQUATE BARRIER HEIGHT

Rev	Date	Detail	Made	Chkd	Appd
1.0	21-05-13	DESIGN REFINEMENT	JPJB	RWLV	JW
0.2	21-03-12	ISSUED FOR TENDER	JPJB	RWLV	JW
0.1	05-03-12	INITIAL ISSUE	JPJB	RWLV	JW

Client: **DP WORLD**
 London Gateway

Project: **LONDON GATEWAY CONTRACT 6501**
 A13/ A1014 JUNCTION

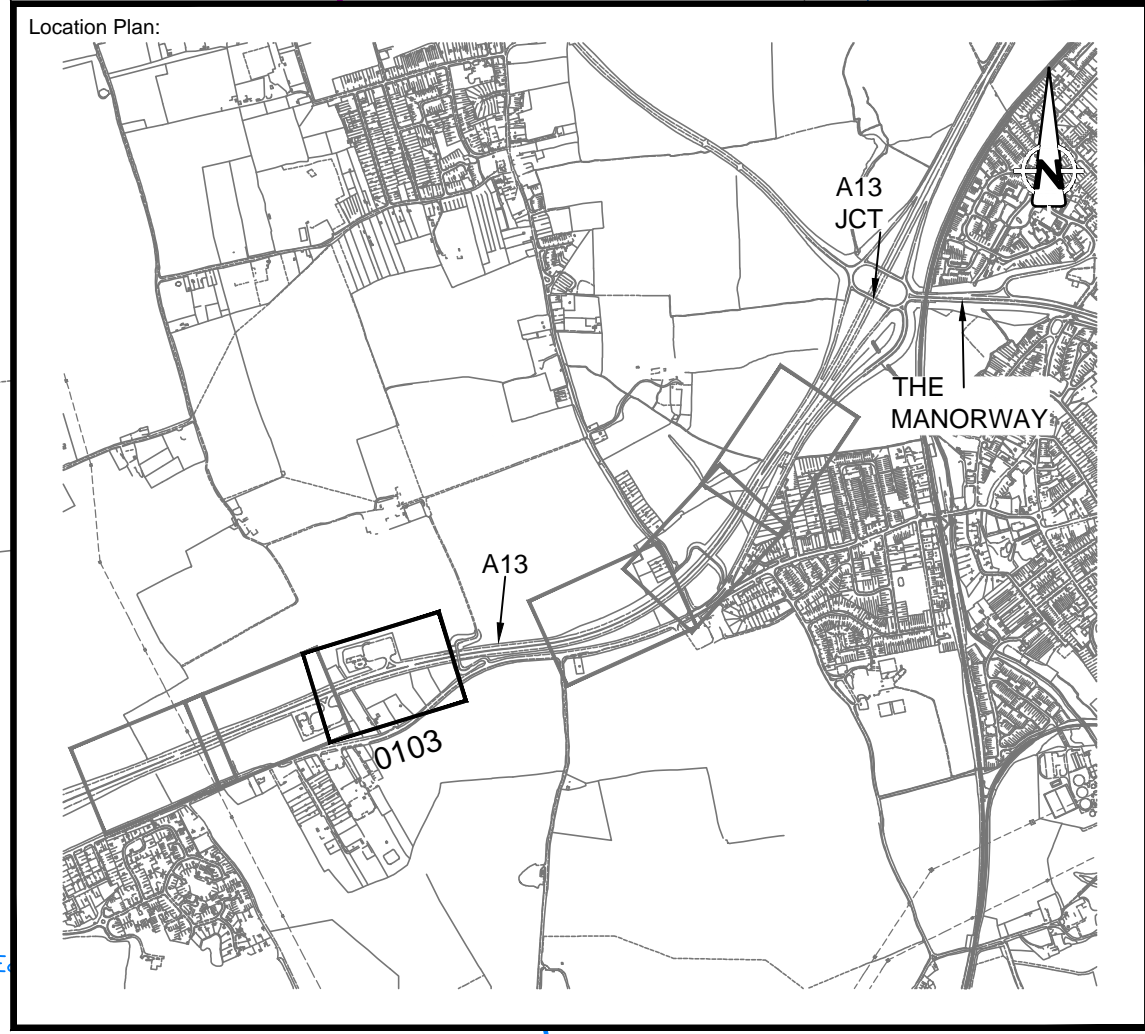
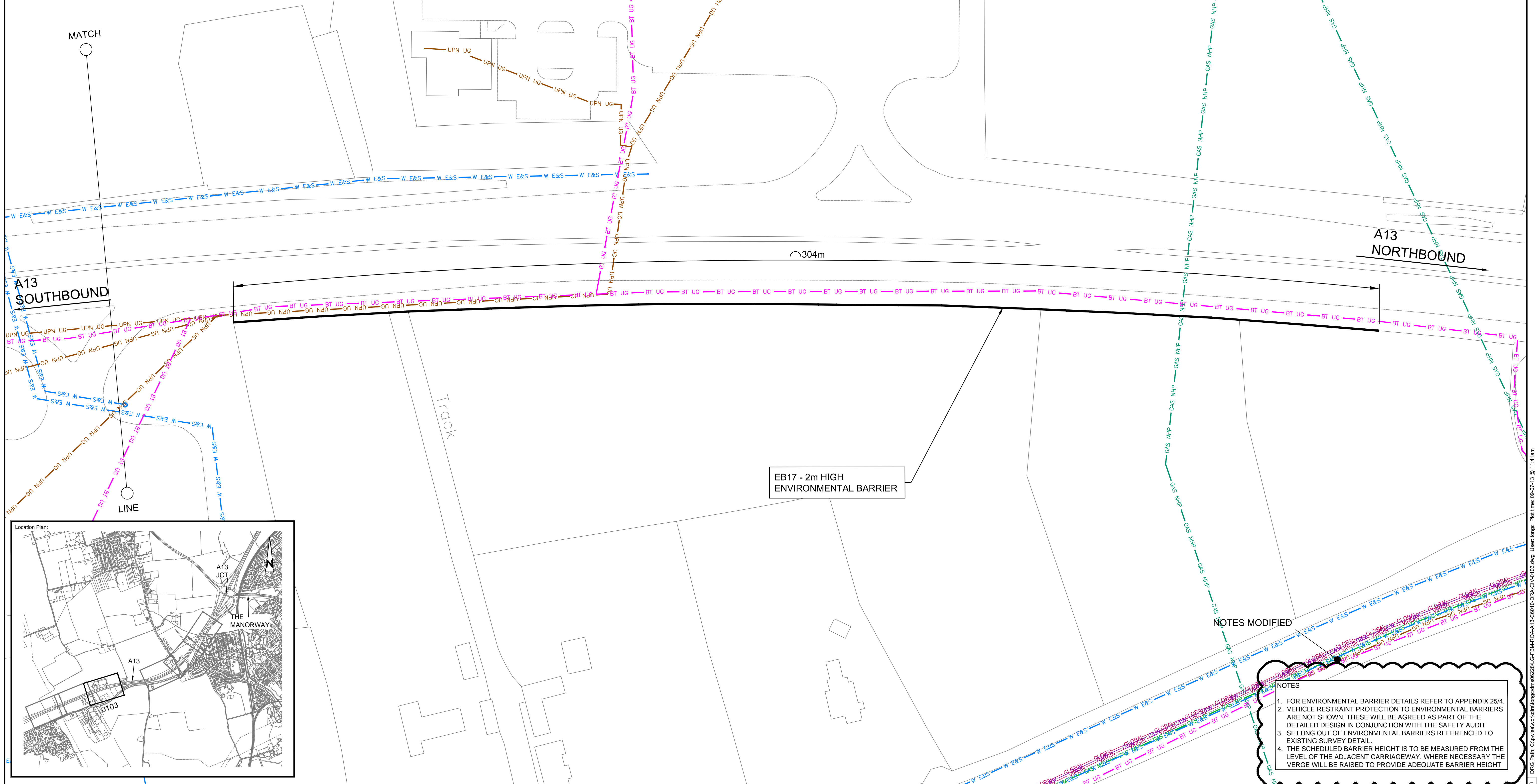
Drawing Title: **SECTION 2: ENVIRONMENTAL BARRIERS**
A13
 GENERAL ARRANGEMENT OF ENVIRONMENTAL BARRIERS - SHEET 2 OF 6

AECOM
 Saxon House, Duke Street, Chelmsford, Essex, CM1 1HT
 Tel: +44 (0) 1245 77 1200
 Fax: +44 (0) 1245 77 1299
 www.aecom.com

Design: -	CAD: JPJB
Chkd: RWLV	Appd: JW
Date: 2012/02/08	Scale: 1:500 @ A1
No. LG-FBM-ROA-A13-C6010-DRA-CIV-0102	Rev: 1.0

DRG Path: C:\pwise\work\london\lg\m0228\LG-FBM-ROA-A13-C6010-DRA-CIV-0102.dwg User: bange Plot time: 09:07:19 @ 11:43am

LEGEND	
BT OVERHEAD	COMMUNICATIONS
BT UNDERGROUND	COMMUNICATIONS
CABLE & WIRELESS DUCT	COMMUNICATIONS
VIRGIN MEDIA	COMMUNICATIONS
GLOBAL CROSSINGS (INSTALCOM)	COMMUNICATIONS
UK POWER NETWORKS UNDERGROUND	ELECTRICITY SUPPLY
NATIONAL GRID ELECTRICITY OVERHEAD	ELECTRICITY SUPPLY
ESSEX & SUFFOLK WATER	WATER SUPPLY
ANGLIAN WATER - SURFACE WATER	DRAINAGE
ANGLIAN WATER - FOUL WATER	DRAINAGE
NATIONAL GRID GAS INTERMEDIATE PRESSURE	GAS SUPPLY
NATIONAL GRID GAS LOW PRESSURE	GAS SUPPLY
NATIONAL GRID GAS MEDIUM PRESSURE	GAS SUPPLY
NATIONAL GRID GAS LOCAL HIGH PRESSURE	GAS SUPPLY



- NOTES
- FOR ENVIRONMENTAL BARRIER DETAILS REFER TO APPENDIX 25/4.
 - VEHICLE RESTRAINT PROTECTION TO ENVIRONMENTAL BARRIERS ARE NOT SHOWN, THESE WILL BE AGREED AS PART OF THE DETAILED DESIGN IN CONJUNCTION WITH THE SAFETY AUDIT.
 - SETTING OUT OF ENVIRONMENTAL BARRIERS REFERENCED TO EXISTING SURVEY DETAIL.
 - THE SCHEDULED BARRIER HEIGHT IS TO BE MEASURED FROM THE LEVEL OF THE ADJACENT CARRIAGEWAY, WHERE NECESSARY THE VERGE WILL BE RAISED TO PROVIDE ADEQUATE BARRIER HEIGHT.

Rev	Date	Detail	Made	Chkd	Appd
1.0	21-05-13	DESIGN REFINEMENT	JPJB	RWIL	JW
0.2	21-03-12	ISSUED FOR TENDER	JPJB	RWIL	JW
0.1	05-03-12	INITIAL ISSUE	JPJB	RWIL	JW

Client: **DP WORLD**
 London Gateway

Project: **LONDON GATEWAY CONTRACT 6501**
A13/ A1014 JUNCTION

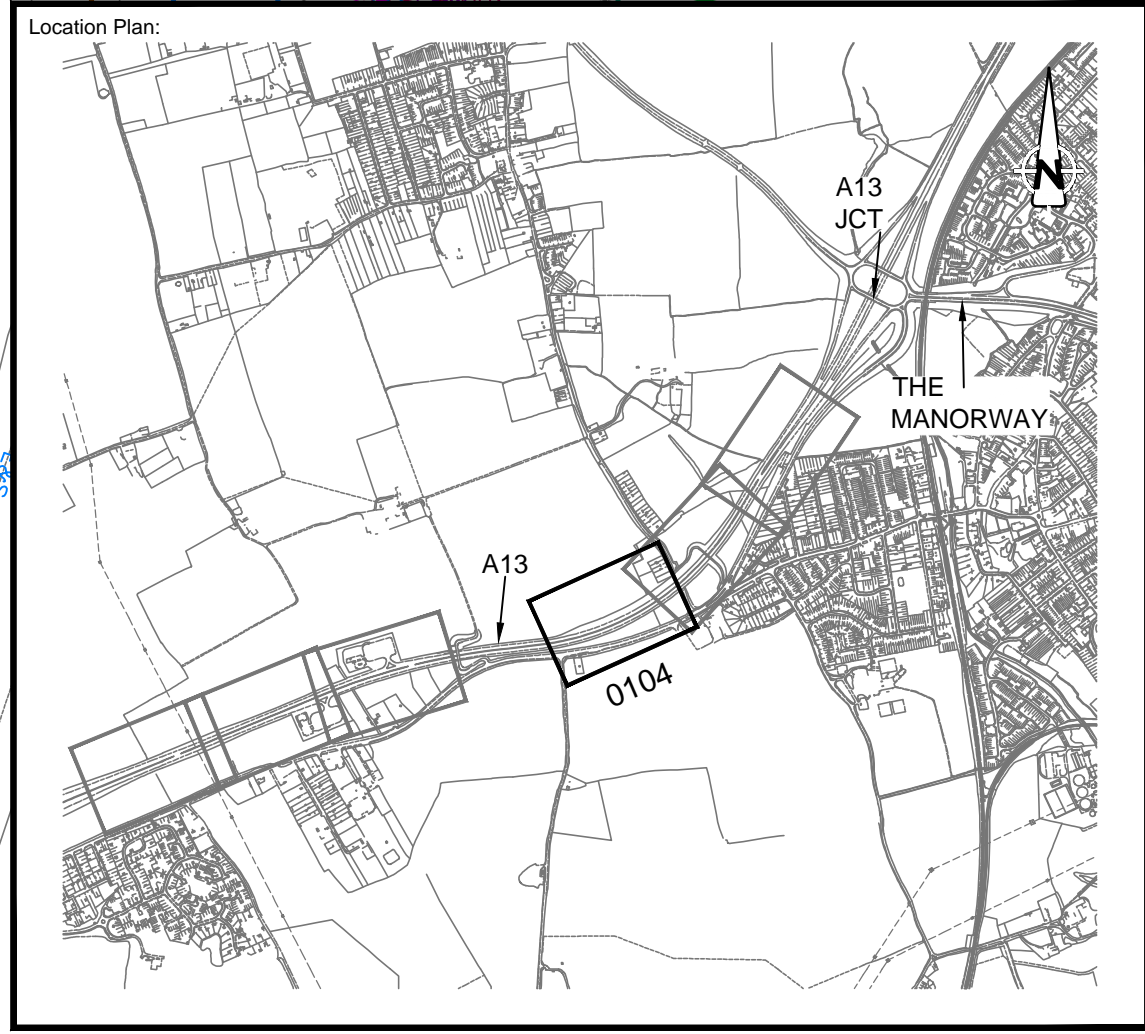
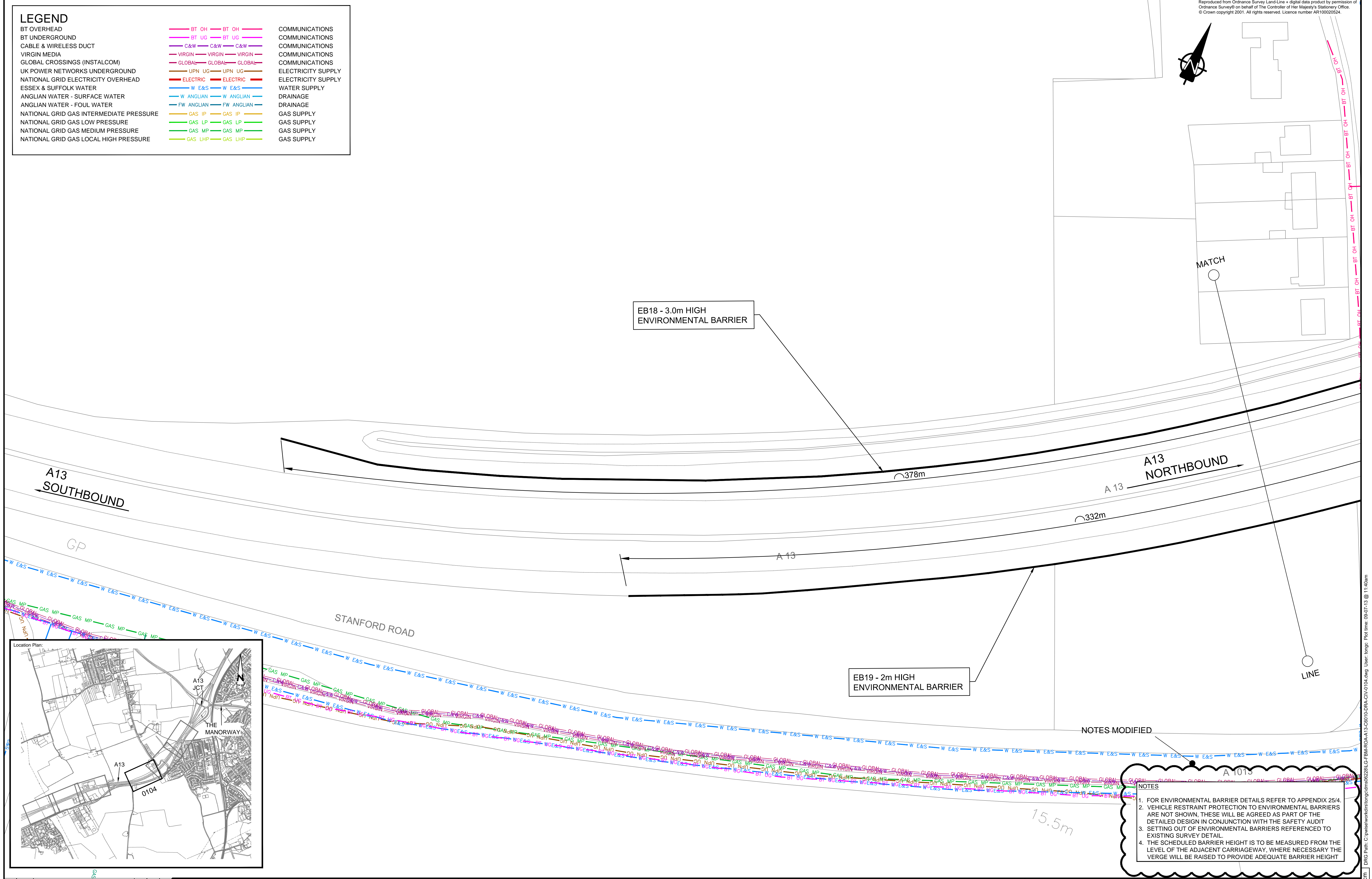
Drawing Title: **SECTION 2: ENVIRONMENTAL BARRIERS**
A13
GENERAL ARRANGEMENT OF ENVIRONMENTAL BARRIERS - SHEET 3 OF 6

Saxon House, Duke Street, Chelmsford, Essex, CM1 1HT
 Tel: +44 (0) 1245 77 1200
 Fax: +44 (0) 1245 77 1299
 www.aecom.com

Design: -	CAD: JPJB
Chk'd: RWIL	App'd: JW
Date: 2012/02/08	Scale: 1:500 @ A1
No. LG-FBM-ROA-A13-C6010-DRA-CIV-0103	Rev: 1.0

DRG Path: C:\pwise\work\london\lg\6501\10-DRA-CIV-0103.dwg User: longp Plot time: 09:07:19 @ 11:14 am

LEGEND		
BT OVERHEAD	BT OH	COMMUNICATIONS
BT UNDERGROUND	BT UG	COMMUNICATIONS
CABLE & WIRELESS DUCT	C&W	COMMUNICATIONS
VIRGIN MEDIA	VIRGIN	COMMUNICATIONS
GLOBAL CROSSINGS (INSTALCOM)	GLOBAL	COMMUNICATIONS
UK POWER NETWORKS UNDERGROUND	UPN UG	ELECTRICITY SUPPLY
NATIONAL GRID ELECTRICITY OVERHEAD	ELECTRIC	ELECTRICITY SUPPLY
ESSEX & SUFFOLK WATER	W E&S	WATER SUPPLY
ANGLIAN WATER - SURFACE WATER	W ANGLIAN	DRAINAGE
ANGLIAN WATER - FOUL WATER	FW ANGLIAN	DRAINAGE
NATIONAL GRID GAS INTERMEDIATE PRESSURE	GAS IP	GAS SUPPLY
NATIONAL GRID GAS LOW PRESSURE	GAS LP	GAS SUPPLY
NATIONAL GRID GAS MEDIUM PRESSURE	GAS MP	GAS SUPPLY
NATIONAL GRID GAS LOCAL HIGH PRESSURE	GAS LHP	GAS SUPPLY



NOTES

- FOR ENVIRONMENTAL BARRIER DETAILS REFER TO APPENDIX 25/4.
- VEHICLE RESTRAINT PROTECTION TO ENVIRONMENTAL BARRIERS ARE NOT SHOWN, THESE WILL BE AGREED AS PART OF THE DETAILED DESIGN IN CONJUNCTION WITH THE SAFETY AUDIT.
- SETTING OUT OF ENVIRONMENTAL BARRIERS REFERENCED TO EXISTING SURVEY DETAIL.
- THE SCHEDULED BARRIER HEIGHT IS TO BE MEASURED FROM THE LEVEL OF THE ADJACENT CARRIAGEWAY, WHERE NECESSARY THE VERGE WILL BE RAISED TO PROVIDE ADEQUATE BARRIER HEIGHT.

Rev	Date	Detail	Made	Chkd	Appd
1.0	21-05-13	DESIGN REFINEMENT	JPJB	RJWL	JW
0.2	21-03-12	ISSUED FOR TENDER	JPJB	RJWL	JW
0.1	05-03-12	INITIAL ISSUE	JPJB	RJWL	JW

Client: **DP WORLD**
London Gateway

Project: LONDON GATEWAY
CONTRACT 6501
A13/ A1014 JUNCTION

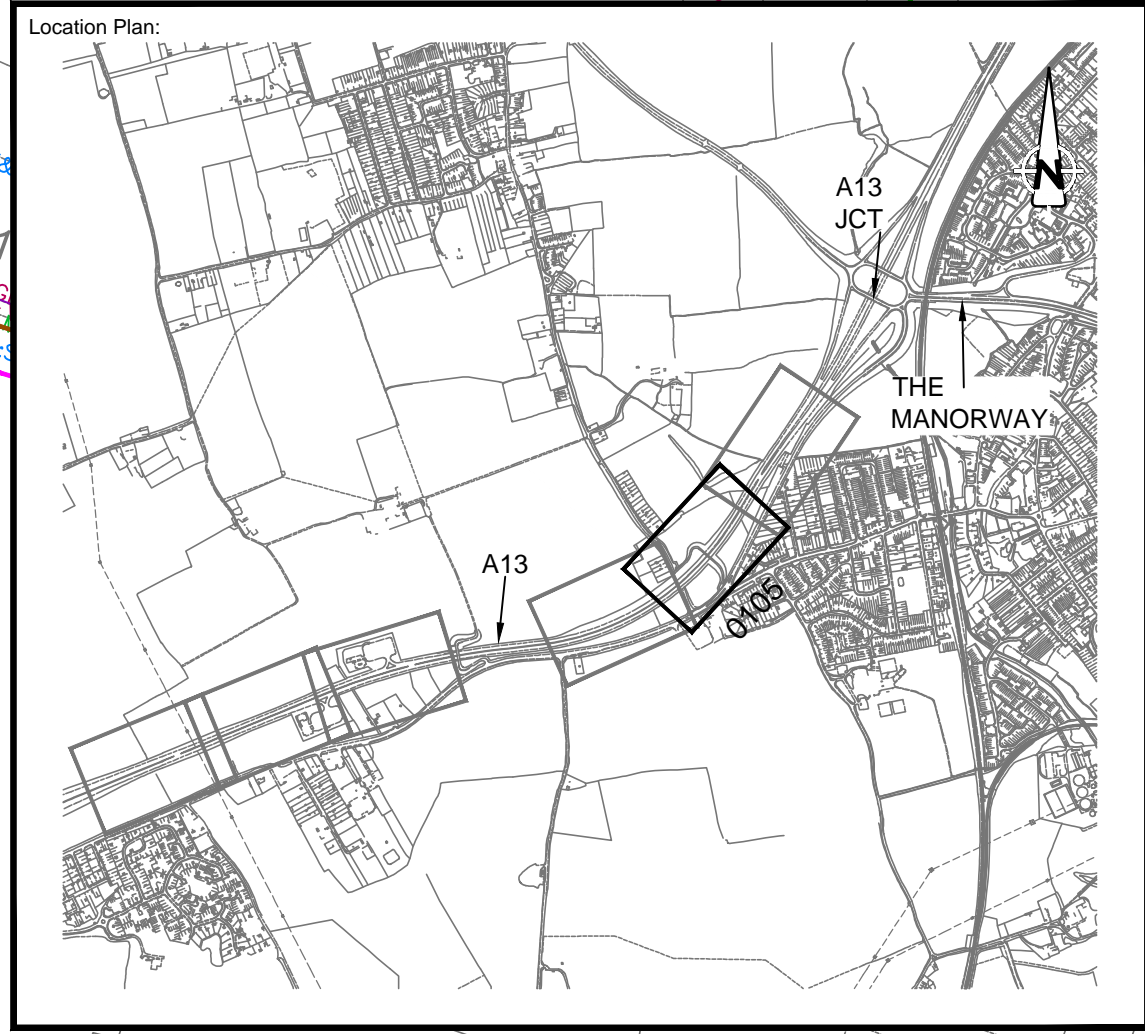
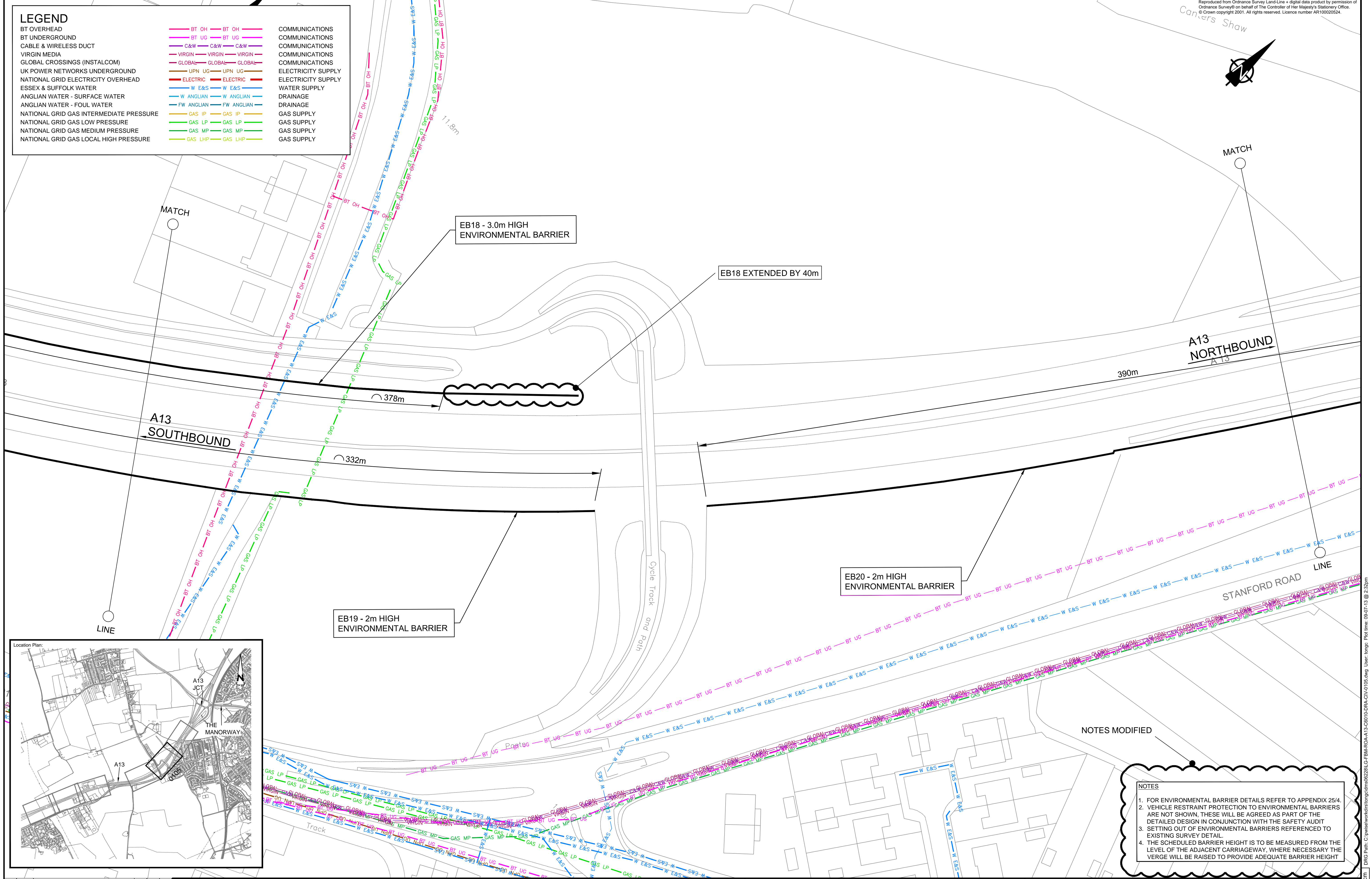
Drawing Title: SECTION 2: ENVIRONMENTAL BARRIERS
A13
GENERAL ARRANGEMENT OF
ENVIRONMENTAL BARRIERS - SHEET 4 OF 6

Saxon House, Duke Street,
Chelmsford, Essex, CM1 1HT
Tel: +44 (0) 1245 77 1200
Fax: +44 (0) 1245 77 1299
www.aecom.com

Design: -	CAD: JPJB
Chk'd: RJWL	App'd: JW
Date: 2012/02/08	Scale: 1:500 @ A1
No. LG-FBM-ROA-A13-C6010-DRA-CIV-0104	Rev: 1.0

DRG Path: C:\pwise\work\londongateway\0228\LG-FBM-ROA-A13-C6010-DRA-CIV-0104.dwg User: langp Plot time: 09:07:19 @ 11:40am

LEGEND	
BT OVERHEAD	COMMUNICATIONS
BT UNDERGROUND	COMMUNICATIONS
CABLE & WIRELESS DUCT	COMMUNICATIONS
VIRGIN MEDIA	COMMUNICATIONS
GLOBAL CROSSINGS (INSTALCOM)	COMMUNICATIONS
UK POWER NETWORKS UNDERGROUND	ELECTRICITY SUPPLY
NATIONAL GRID ELECTRICITY OVERHEAD	ELECTRICITY SUPPLY
ESSEX & SUFFOLK WATER	WATER SUPPLY
ANGLIAN WATER - SURFACE WATER	DRAINAGE
ANGLIAN WATER - FOUL WATER	DRAINAGE
NATIONAL GRID GAS INTERMEDIATE PRESSURE	GAS SUPPLY
NATIONAL GRID GAS LOW PRESSURE	GAS SUPPLY
NATIONAL GRID GAS MEDIUM PRESSURE	GAS SUPPLY
NATIONAL GRID GAS LOCAL HIGH PRESSURE	GAS SUPPLY



- NOTES
- FOR ENVIRONMENTAL BARRIER DETAILS REFER TO APPENDIX 25/4.
 - VEHICLE RESTRAINT PROTECTION TO ENVIRONMENTAL BARRIERS ARE NOT SHOWN, THESE WILL BE AGREED AS PART OF THE DETAILED DESIGN IN CONJUNCTION WITH THE SAFETY AUDIT SETTING OUT OF ENVIRONMENTAL BARRIERS REFERENCED TO EXISTING SURVEY DETAIL.
 - THE SCHEDULED BARRIER HEIGHT IS TO BE MEASURED FROM THE LEVEL OF THE ADJACENT CARRIAGEWAY, WHERE NECESSARY THE VERGE WILL BE RAISED TO PROVIDE ADEQUATE BARRIER HEIGHT

Rev	Date	Detail	Made	Chkd	Appd
1.0	21-05-13	DESIGN REFINEMENT	JPJB	RWIL	JW
0.2	21-03-12	ISSUED FOR TENDER	JPJB	RWIL	JW
0.1	05-03-12	INITIAL ISSUE	JPJB	RWIL	JW

Client: **DP WORLD**
 London Gateway

Project: **LONDON GATEWAY CONTRACT 6501**
A13/ A1014 JUNCTION

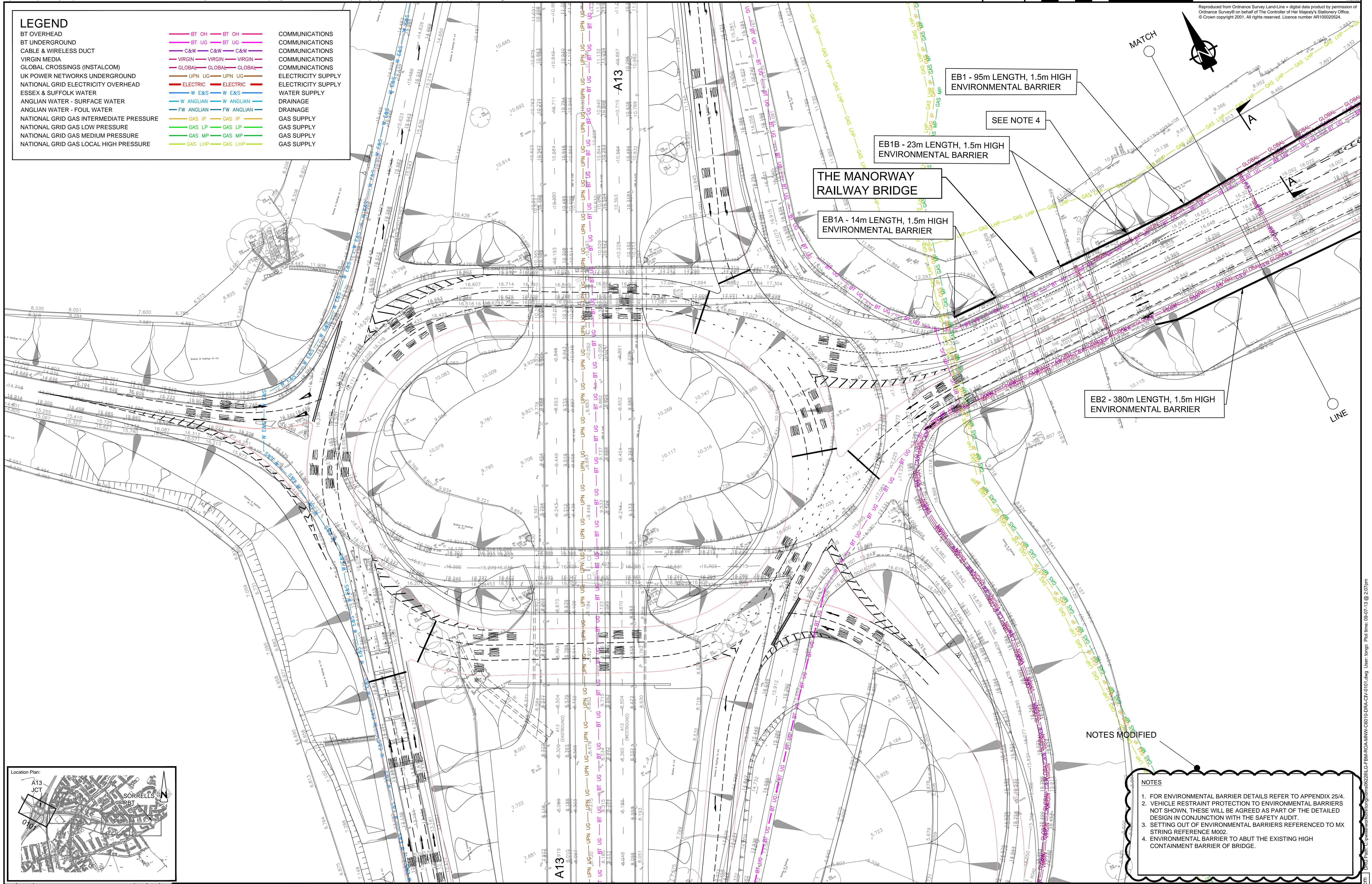
Drawing Title: **SECTION 2: ENVIRONMENTAL BARRIERS**
A13
GENERAL ARRANGEMENT OF ENVIRONMENTAL BARRIERS - SHEET 5 OF 6

Saxon House, Duke Street, Chelmsford, Essex, CM1 1HT
 Tel: +44 (0) 1245 77 1200
 Fax: +44 (0) 1245 77 1299
 www.aecom.com

Design: -	CAD: JPJB
Chk'd: RWIL	App'd: JW
Date: 2012/02/08	Scale: 1:500 @ A1
No. LG-FBM-ROA-A13-C6010-DRA-CIV-0105	Rev: 1.0

DRG Path: C:\pwise\work\london\london\6501\A13-C6010-DRA-CIV-0105.dwg User: long User: long Time: 09:07:19 @ 23/02/12

LEGEND		COMMUNICATIONS
BT OVERHEAD	BT OH	COMMUNICATIONS
BT UNDERGROUND	BT UG	COMMUNICATIONS
CABLE & WIRELESS DUCT	C&W	COMMUNICATIONS
VIRGIN MEDIA	VIRGIN	COMMUNICATIONS
GLOBAL CROSSINGS (INSTALCOM)	GLOBAL	COMMUNICATIONS
UK POWER NETWORKS UNDERGROUND	UPN UG	ELECTRICITY SUPPLY
NATIONAL GRID ELECTRICITY OVERHEAD	ELECTRIC	ELECTRICITY SUPPLY
ESSEX & SUFFOLK WATER	W E&S	WATER SUPPLY
ANGLIAN WATER - SURFACE WATER	W ANGLIAN	DRAINAGE
ANGLIAN WATER - FOUL WATER	FW ANGLIAN	DRAINAGE
NATIONAL GRID GAS INTERMEDIATE PRESSURE	GAS IP	GAS SUPPLY
NATIONAL GRID GAS LOW PRESSURE	GAS LP	GAS SUPPLY
NATIONAL GRID GAS MEDIUM PRESSURE	GAS MP	GAS SUPPLY
NATIONAL GRID GAS LOCAL HIGH PRESSURE	GAS LHP	GAS SUPPLY



EB1 - 95m LENGTH, 1.5m HIGH ENVIRONMENTAL BARRIER

SEE NOTE 4

EB1B - 23m LENGTH, 1.5m HIGH ENVIRONMENTAL BARRIER

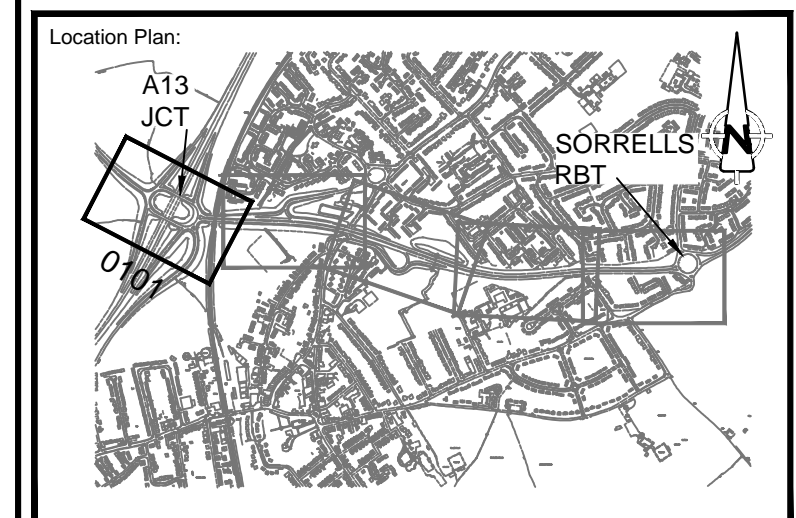
THE MANORWAY RAILWAY BRIDGE

EB1A - 14m LENGTH, 1.5m HIGH ENVIRONMENTAL BARRIER

EB2 - 380m LENGTH, 1.5m HIGH ENVIRONMENTAL BARRIER

NOTES MODIFIED

- NOTES**
- FOR ENVIRONMENTAL BARRIER DETAILS REFER TO APPENDIX 25/4.
 - VEHICLE RESTRAINT PROTECTION TO ENVIRONMENTAL BARRIERS NOT SHOWN, THESE WILL BE AGREED AS PART OF THE DETAILED DESIGN IN CONJUNCTION WITH THE SAFETY AUDIT.
 - SETTING OUT OF ENVIRONMENTAL BARRIERS REFERENCED TO MX STRING REFERENCE M002.
 - ENVIRONMENTAL BARRIER TO ABUT THE EXISTING HIGH CONTAINMENT BARRIER OF BRIDGE.



Rev	Date	Detail	Author	Checked	Approved
1.0	21-05-13	DESIGN REFINEMENT	JPJB	RWLL	JW
0.2	21-03-12	ISSUED FOR TENDER	JPJB	RWLL	JW
0.1	02-03-12	INITIAL ISSUE	JPJB	RWLL	JW

Client: **DP WORLD**
London Gateway

Project: **LONDON GATEWAY CONTRACT 6501**
A13/ A1014 JUNCTION

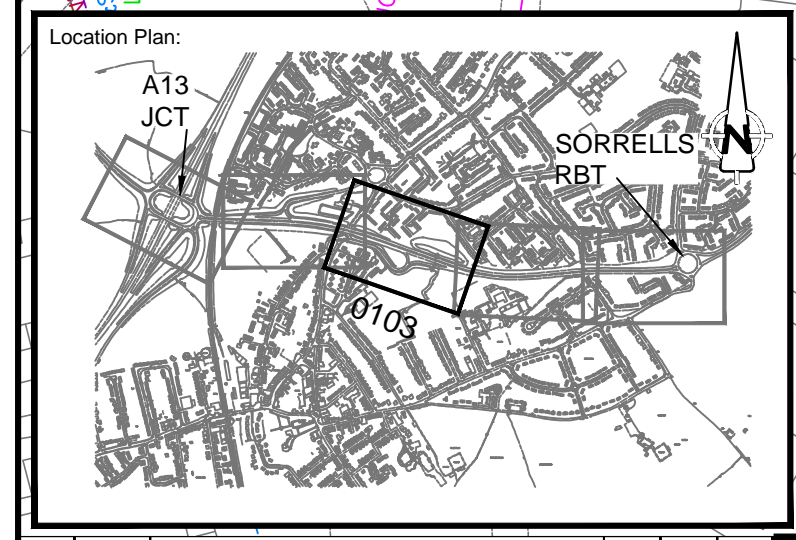
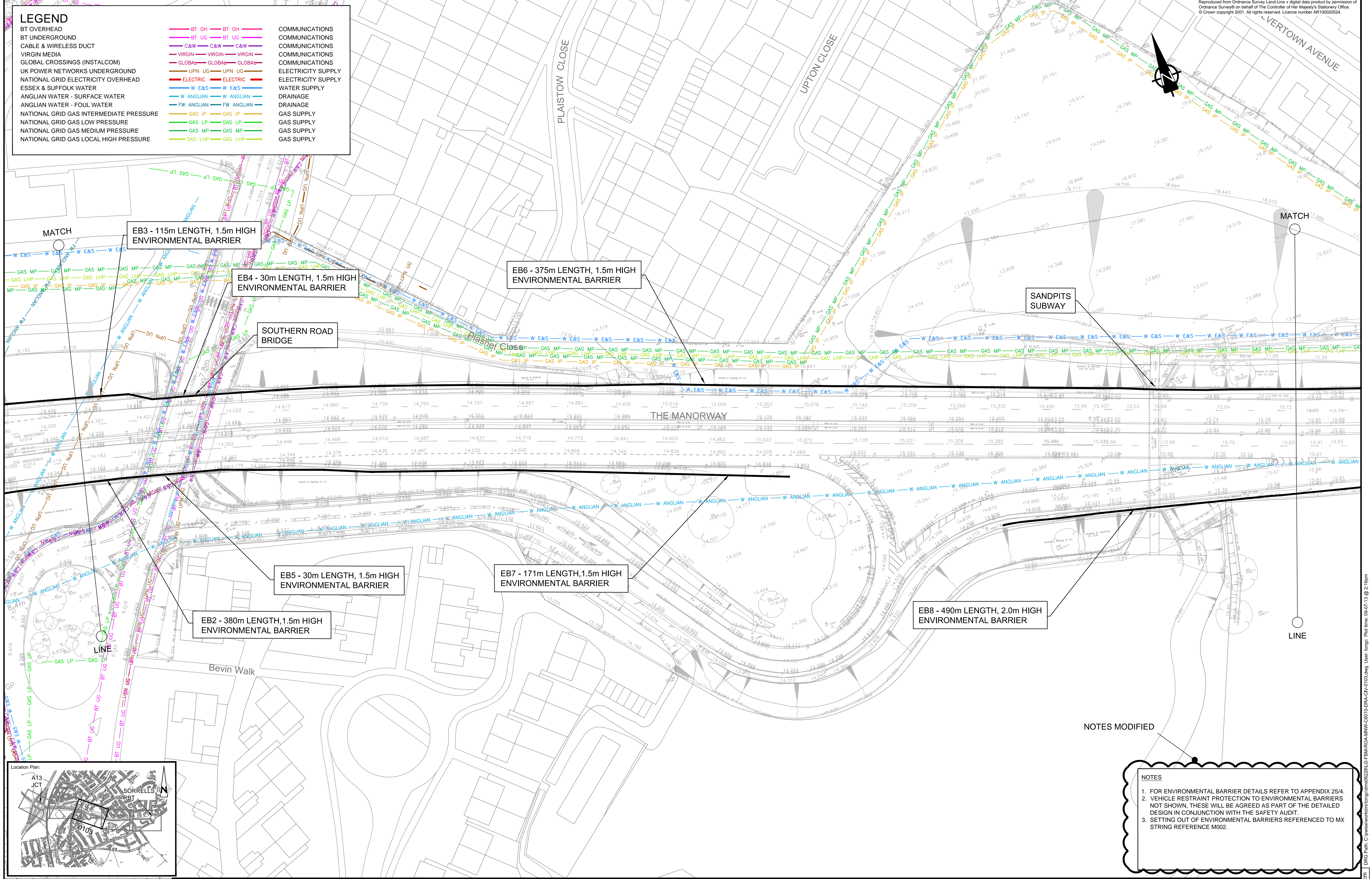
Drawing Title: **SECTION 2: ENVIRONMENTAL BARRIERS**
A1014 THE MANORWAY
GENERAL ARRANGEMENT OF ENVIRONMENTAL BARRIERS - SHEET 1 OF 5

Saxon House, Duke Street, Chelmsford, Essex, CM1 1HT
Tel: +44 (0) 1245 77 1200
Fax: +44 (0) 1245 77 1299
www.aecom.com

Design: -	CAD: JPJB
Chk'd: RWLL	App'd: JW
Date: 2012/02/08	Scale: 1:500 @ A1
No. LG-FBM-ROA-MNW-C6010-DRA-CIV-0101	Rev: 1.0

D:\Projects\London Gateway\Contract 6501\A13\A1014 Junction\Drawings\A13_A1014_Junction_Section 2_Environmental Barriers - Sheet 1 of 5.dwg User: tang: 09-07-13 @ 2:07pm

LEGEND		
BT OVERHEAD	BT OH	COMMUNICATIONS
BT UNDERGROUND	BT UG	COMMUNICATIONS
CABLE & WIRELESS DUCT	C&W	COMMUNICATIONS
VIRGIN MEDIA	VIRGIN	COMMUNICATIONS
GLOBAL CROSSINGS (INSTALCOM)	GLOBAL	COMMUNICATIONS
UK POWER NETWORKS UNDERGROUND	UPN UG	ELECTRICITY SUPPLY
NATIONAL GRID ELECTRICITY OVERHEAD	ELECTRIC	ELECTRICITY SUPPLY
ESSEX & SUFFOLK WATER	W E&S	WATER SUPPLY
ANGLIAN WATER - SURFACE WATER	W ANGLIAN	DRAINAGE
ANGLIAN WATER - FOUL WATER	FW ANGLIAN	DRAINAGE
NATIONAL GRID GAS INTERMEDIATE PRESSURE	GAS IP	GAS SUPPLY
NATIONAL GRID GAS LOW PRESSURE	GAS LP	GAS SUPPLY
NATIONAL GRID GAS MEDIUM PRESSURE	GAS MP	GAS SUPPLY
NATIONAL GRID GAS LOCAL HIGH PRESSURE	GAS LHP	GAS SUPPLY



NOTES MODIFIED

NOTES

- FOR ENVIRONMENTAL BARRIER DETAILS REFER TO APPENDIX 25/4.
- VEHICLE RESTRAINT PROTECTION TO ENVIRONMENTAL BARRIERS NOT SHOWN, THESE WILL BE AGREED AS PART OF THE DETAILED DESIGN IN CONJUNCTION WITH THE SAFETY AUDIT.
- SETTING OUT OF ENVIRONMENTAL BARRIERS REFERENCED TO MX STRING REFERENCE M002.

Rev	Date	Detail	Author	Checked	Approved
1.0	21-05-13	DESIGN REFINEMENT	JPJB	RWIL	JW
0.2	21-03-12	ISSUED FOR TENDER	JPJB	RWIL	JW
0.1	02-03-12	INITIAL ISSUE	JPJB	RWIL	JW

Client: **DP WORLD**
 London Gateway

Project: **LONDON GATEWAY CONTRACT 6501**
 A13/ A1014 JUNCTION

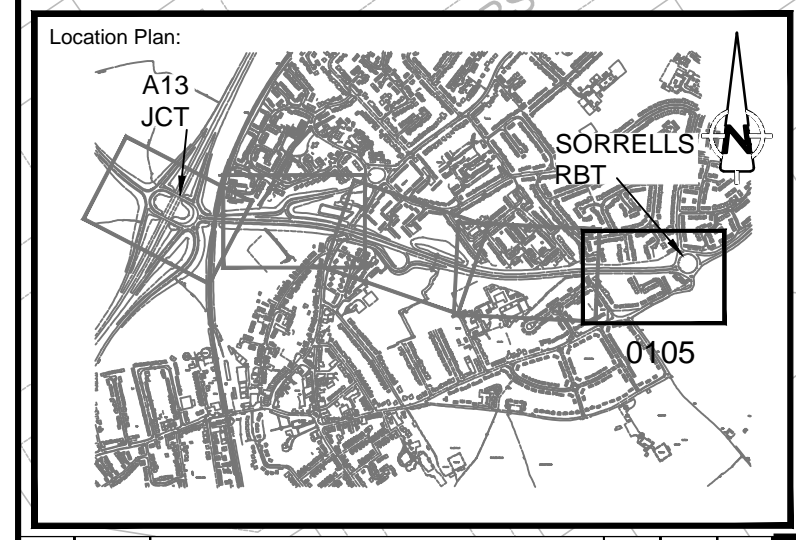
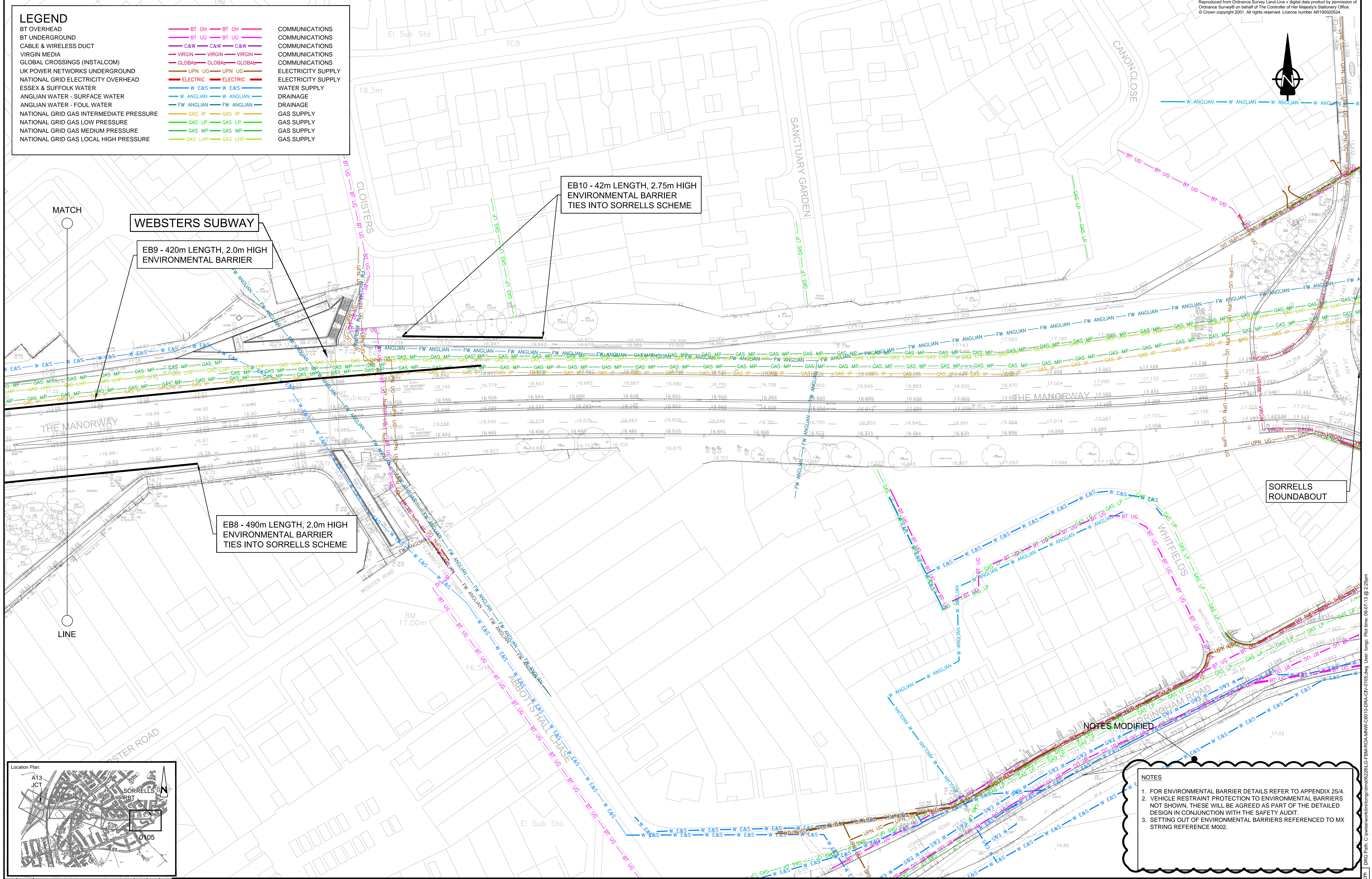
Drawing Title: **SECTION 2: ENVIRONMENTAL BARRIERS**
 A1014 THE MANORWAY
 GENERAL ARRANGEMENT OF ENVIRONMENTAL BARRIERS - SHEET 3 OF 5

Saxon House, Duke Street, Chelmsford, Essex, CM1 1HT
 Tel: +44 (0) 1245 77 1200
 Fax: +44 (0) 1245 77 1299
 www.aecom.com

Design: -	CAD: JPJB
Chk'd: RWIL	App'd: JW
Date: 2012/02/08	Scale: 1:500 @ A1
No. LG-FBM-ROA-MNW-C6010-DRA-CIV-0103	Rev: 1.0

DRG Path: C:\pwworkdir\ibong\dm06228\LG-FBM-ROA-MNW-C6010-DRA-CIV-0103.dwg User: tang: 09-07-13 @ 2:16pm

LEGEND	
BT OVERHEAD	COMMUNICATIONS
BT UNDERGROUND	COMMUNICATIONS
CABLE & WIRELESS DUCT	COMMUNICATIONS
VIRGIN MEDIA	COMMUNICATIONS
GLOBAL CROSSINGS (INSTALCOM)	COMMUNICATIONS
UK POWER NETWORKS UNDERGROUND	ELECTRICITY SUPPLY
NATIONAL GRID ELECTRICITY OVERHEAD	ELECTRICITY SUPPLY
ESSEX & SUFFOLK WATER	WATER SUPPLY
ANGLIAN WATER - SURFACE WATER	DRAINAGE
ANGLIAN WATER - FOUL WATER	DRAINAGE
NATIONAL GRID GAS INTERMEDIATE PRESSURE	GAS SUPPLY
NATIONAL GRID GAS LOW PRESSURE	GAS SUPPLY
NATIONAL GRID GAS MEDIUM PRESSURE	GAS SUPPLY
NATIONAL GRID GAS LOCAL HIGH PRESSURE	GAS SUPPLY



NOTES

- FOR ENVIRONMENTAL BARRIER DETAILS REFER TO APPENDIX 25/4.
- VEHICLE RESTRAINT PROTECTION TO ENVIRONMENTAL BARRIERS NOT SHOWN, THESE WILL BE AGREED AS PART OF THE DETAILED DESIGN IN CONJUNCTION WITH THE SAFETY AUDIT.
- SETTING OUT OF ENVIRONMENTAL BARRIERS REFERENCED TO MX STRING REFERENCE M002.

Rev	Date	Detail	Made	Chkd	Appd
1.0	21-05-13	DESIGN REFINEMENT	JPJB	RWLV	JW
0.2	21-03-12	ISSUED FOR TENDER	JPJB	RWLV	JW
0.1	02-03-12	INITIAL ISSUE	JPJB	RWLV	JW

Client: **DP WORLD**
 London Gateway

Project: **LONDON GATEWAY CONTRACT 6501**
 A13/ A1014 JUNCTION

Drawing Title: **SECTION 2: ENVIRONMENTAL BARRIERS**
 A1014 THE MANORWAY
 GENERAL ARRANGEMENT OF ENVIRONMENTAL BARRIERS - SHEET 5 OF 5

AECOM
 Saxon House, Duke Street, Chelmsford, Essex, CM1 1HT
 Tel: +44 (0) 1245 77 1200
 Fax: +44 (0) 1245 77 1299
 www.aecom.com

Design: -	CAD: JPJB	Rev: 1.0
Chkd: RWLV	Appd: JW	
Date: 2012/02/08	Scale: 1:500 @ A1	
No. LG-FBM-ROA-MNW-C6010-DRA-CIV-0105		
cm		A1